



TRIMS AVAILABLE!

Broughton Street

EPIC TW04



4001 Broughton Street




4002 Copper Ridge



4003 Park Place



4004 Rio Grande



4005 Sunset Cruise


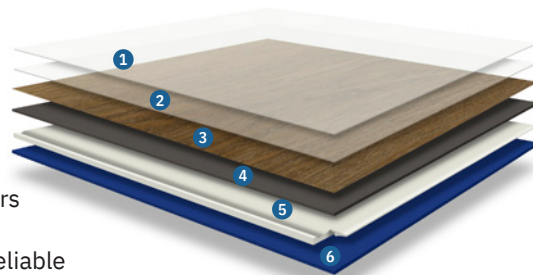


4006 Victoria Falls

SPECIFICATIONS

CONSTRUCTION:	WPC
SIZE:	7" X 60"
TOTAL THICKNESS:	8mm
WEAR LAYER:	20 mil
ATTACHED PAD:	1.5mm IXPE
BEVEL TYPE:	Painted Bevel
INSTALLATION:	Floating / Uniclic®
SQ FT / CARTON:	23.62
CARTONS / PALLET:	70
SQ FT / PALLET:	1653.4

- 1 **UV LAYER** - Aluminum Oxide UV Coating with Anti-Bacterial Protection
- 2 **WEAR LAYER** - Thicker, Stronger Wear Layers for Superior Scratch & Stain Protection
- 3 **FILM LAYER** - Natural Wood Decors & Textures
- 4 **VINYL LAYER** - 100% Virgin for Reliable Dimensional Stability
- 5 **CORE** - Foamed Waterproof Core Provides Extra Cushion, Warmth & Sound Deadening
- 6 **ACOUSTICAL PAD** - IXPE for Maximum Comfort & Sound Reduction



titansurfaces.com